

Drawing Fundamentals

1.2 Enthusiasm

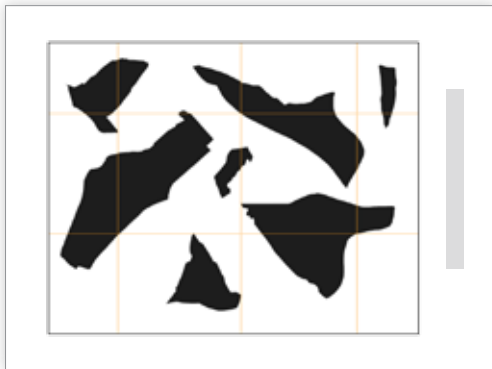


WIGOLIA

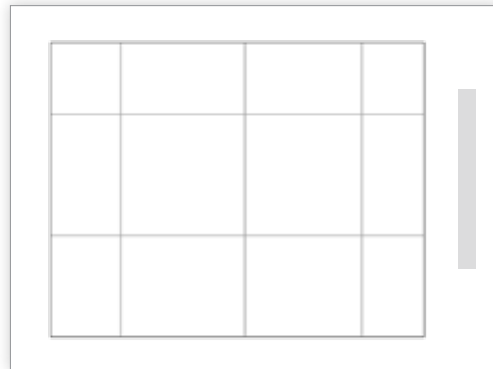
STEPS

1

Print out this PDF which includes both the shapes (pg 2) and the empty grid (pg 3).



SHAPES

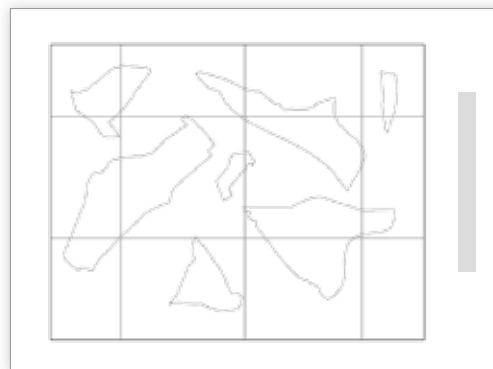


EMPTY GRID

2


Copy the shapes (as demonstrated in the video) onto the provided empty grid. Remember to look for “Landmarks” and utilize the grid to help determine the placement of your lines. Just try and copy what you see as accurately as possible.

Use a #2 or HB pencil.



DRAW THE SHAPES
INTO THE EMPTY GRID

THE SHAPES



DRAW ON THIS PAGE

